




Richards-Wilcox

Premium Garage Doors



Grandview Series

Larger windows for a grand view.



Engineered for beauty

Not your average windows. Not your average door.

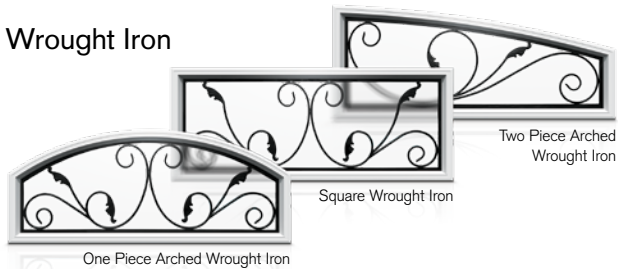
The Grandview is built with a 24" (610mm) top section to showcase our beautiful selection of extra-large windows. Choose Wrought Iron, 4-Over-4 Pane, 4-Pane or Clear to compliment your home's exterior and enhance its curb appeal. Exceptional quality and the opportunity to create many different looks with a wide variety of panel styles makes the Grandview a perfect choice for the discerning homeowner.

Panel Choices

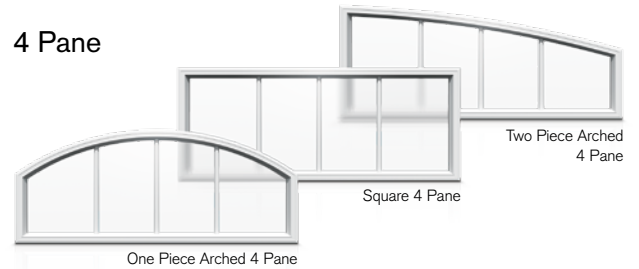


Window Options

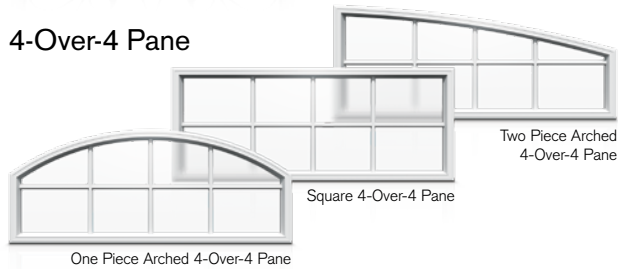
Wrought Iron



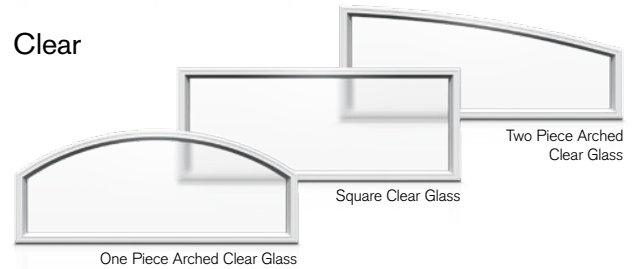
4 Pane



4-Over-4 Pane



Clear



Engineered for **life**

Not just another pretty face.

We make beautiful doors. We also care that what's behind them will keep your door worry and maintenance-free for years to come. In business since 1912, we have an established reputation for exceptional quality and unparalleled customer service. Our hardware components are made to the highest industry standards. Our finger-protection system helps prevent injury by keeping fingers out of section joints, inside and out. We believe in our doors and we back that up in writing with our **LifeTimer™** warranties.



11 Ball bearing rollers ensure years of smooth and quiet operation.



Tamper-resistant cable attachment cannot be released under tension, helping to prevent accidental injury.




Patented commercial-grade linear-type hinges have the highest strength-to-weight ratio in the industry.



Patented finger-protection system helps prevent fingers from getting pinched between section joints, inside and out.




Section joints have a dual seal, ensuring a tight fit and reducing air flow.



3" (76mm) arctic-grade bottom weather seal helps protect your garage from the elements.

Find your match.

Eleven contemporary colours to compliment your home's exterior detail.



For additional features and benefits, talk to your Authorized Dealer or visit

www.rwdoors.com



What's your size?

We've got it. Our doors are available in all standard opening sizes for single and double car garages and can be made to almost any custom size.*

Widths	ft	8, 9, 10, 12, 14, 16, 18
	mm	2438, 2743, 3048, 3658, 4267, 4877, 5486
Heights	ft	6' 6" to 12' in 3" increments
	mm	1981 to 3658 in 76mm increments

*Consult your Authorized Richards-Wilcox dealer for more information.




Strength in numbers.

An insulated core ensures a strong, long-lasting door and provides an R value of 16 for exceptional thermal resistance.



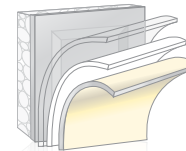
Steel is the new wood.

Authentic woodgrain texture embossed on panels gives you the aesthetic of wood without the cost or hassle of maintaining it.



Weather the storms.

Built to withstand many different weather conditions, our doors have a continuous polyurethane insulated core, arctic-grade bottom seal and dual-seal section joints to help reduce air flow and lower your energy costs.



Built to last.

Door sections are constructed from high-strength, rust-resistant galvanized steel coated with a baked-on polyester paint finish, ensuring a durable and long-lasting door.



Green comes standard.

Our Neufoam™ polyurethane insulation is zero ozone-depleting to help reduce greenhouse gas emissions. Woodgrain embossing simulates real hardwood without depleting our forests.



LifeTimer™ Warranty

Lifetime warranty on the door section and hardware for as long as you own your home.



For additional premium garage door choices,
please contact your local RW dealer.

Professionally installed and serviced by:

Richards-Wilcox Premium Garage Doors – Engineered for life
5100 Timberlea Boulevard, Mississauga, Ontario Canada L4W 2S5

Toll Free: 1 (800) 667-1572 | Tel: (905) 625-0037 | Fax: (905) 625-0057 | Email: info@rwdoors.com

www.rwdoors.com

