

Carriage Series

Custom Wood Garage Doors



Stain Grade

Timeless Beauty For Today's New Homes



Carriage Series Stain Grade Doors



In a world of look alike, high production building materials Carriage Series custom garage doors shine through. Tastefully designed, and masterfully hand crafted, our garage doors are built to compliment the architecture of your new home. Using only the finest materials we construct timeless creations that offer beauty and security for years to come.

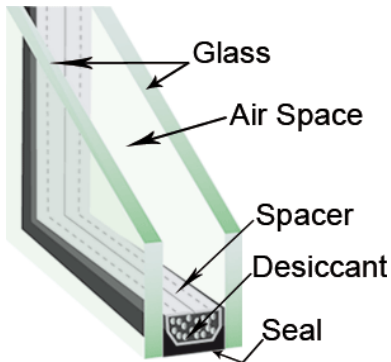
Western Red Cedar, vertical grain Douglas Fir, Mahogany, Batu, and other fine woods are available to achieve that perfect look. Simply add clear coat, stain, or paint finish of your choice to bring out the natural beauty. Our doors are fully insulated and the interior surface is prime painted. Our time proven "laid up" construction ensures a totally sag free sectional door for smooth operation at the touch of a button. Choose from our extensive standard models or have us design a one of a kind door to perfectly suit your home.



We ship our Canadian made, high quality product anywhere in North America and further if you so desire. Our packaging system is designed to protect your investment so it arrives at your building site in perfect condition. We include all the required hardware and a complete weather strip package so your new doors are ready to install. Carriage Series garage Doors are designed to operate with standard high quality garage door operators for your convenience. We're happy to handle all the shipping details, and we prepare all documentation for border entry into the USA.

A Touch Of Glass


Select from a wide range of glazing options from our standard single pane window with interior mullions or upgrade to simulated divided lite, or true divided lite glazing with insulated glass. Our glazing and decorative mullions can be configured to best match the other visible windows in your home.



Insulated glass unit



Operating hardware



Decorative hardware



Simulated divided lite



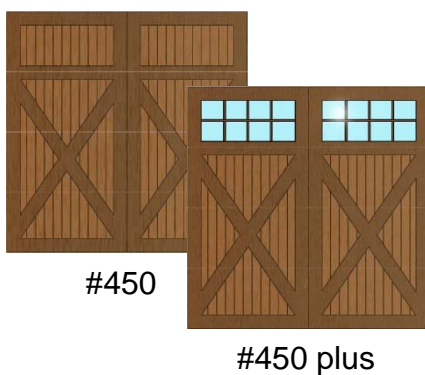


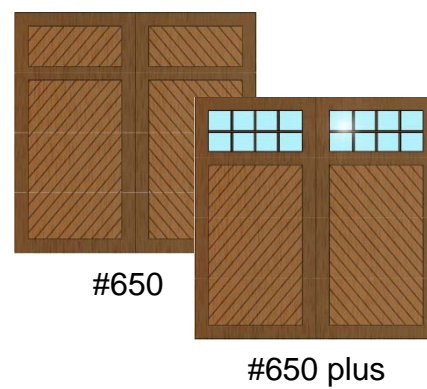



True divided lite

Every Carriage Series door is equipped with a complete torsion hardware set. Our hardware is engineered for long life and durability. Commercial quality track and springs ensure smooth, trouble free service. We also offer a complete range of decorative exterior hardware.

New

Most Carriage Series doors are now available with a high R-value steel insulated base door which adds extra strength, durability, and warmth. Ask us for details.

Carriage Series Model Selector



Toll Free 877.550.4380
Calgary Local 403.279.2722
Email: info@equaldoor.com
www.equaldoor.com

